

A design that will  
meet your  
budget



→ Design change replacing lighter weight spring in Suction Control Valve

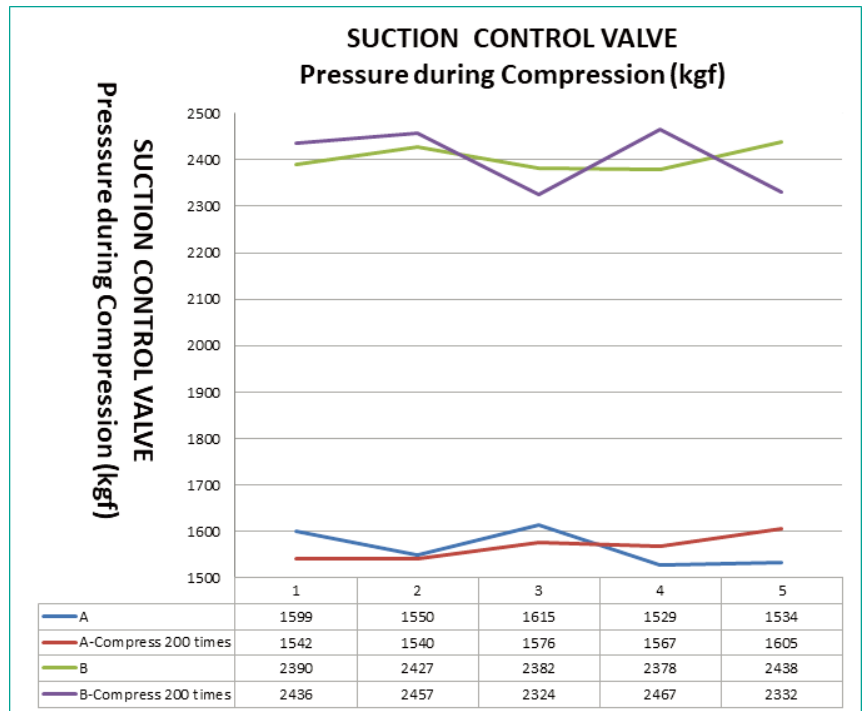
→ Smaller sleeve

→ Modification in Double swivel adaptor

→ Packaging

## TECHNICAL INFORMATION

A modified design replacing lighter weight spring in Suction Control Valve improves the level of responsiveness, makes suction control valve easier to control the applied suction force, allowing for single hand control.



Smaller sleeve improved tactile sensitivity and a bisque finish for a firm grip for smooth catheter operation.

Double swivel adaptor for both ETT and breathing system has changed from radio-frequency welding to plug in process provides you with the same functionality you requested before.

## PACKAGING CHANGE

Beta type Closed suction catheter feature new, compact packaging from the inner backcard to the outer sterile bag. More quantity can be shipped in space saving outer shipping case.

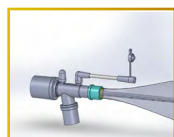
With the enhanced design Beta type Closed suction catheter and packaging have been enhanced to at affordable budget without compromising the quality.

# SPECIFICATION-24 HOUR

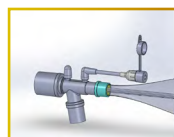
Model	Catheter Size	Length(mm)	Control Button	Type	Packaging
BT-SC1-1054NA3	10 Fr/3.3mm	540	Black	Double Swivel Endotracheal Open Irrigation Port	20sets/case
BT-SC1-1254NA3	12 Fr/4.0mm		White		
BT-SC1-1454NA3	14 Fr/4.6mm		Green		
BT-SC1-1654NA3	16 Fr/5.3mm		Orange		
BT-SC1-1854NA3	18 Fr/6.0mm		Red		
BT-SC2-1054NA3	10 Fr/3.3mm	540	Black	Double Swivel Endotracheal One-way Needleless Irrigation Port	20sets/case
BT-SC2-1254NA3	12 Fr/4.0mm		White		
BT-SC2-1454NA3	14 Fr/4.6mm		Green		
BT-SC2-1654NA3	16 Fr/5.3mm		Orange		
BT-SC2-1854NA3	18 Fr/6.0mm		Red		
BT-SC5-1054NA3	10 Fr/3.3mm	540	Black	Double Swivel Endotracheal One-way Needleless Irrigation Port MDI Port	20sets/case
BT-SC5-1254NA3	12 Fr/4.0mm		White		
BT-SC5-1454NA3	14 Fr/4.6mm		Green		
BT-SC5-1654NA3	16 Fr/5.3mm		Orange		
BT-SC5-1854NA3	18 Fr/6.0mm		Red		
BT-SC7-1054NA3	10 Fr/3.3mm	540	Black	Double Swivel Endotracheal Luer Lock Irrigation Port	20sets/case
BT-SC7-1254NA3	12 Fr/4.0mm		White		
BT-SC7-1454NA3	14 Fr/4.6mm		Green		
BT-SC7-1654NA3	16 Fr/5.3mm		Orange		
BT-SC7-1854NA3	18 Fr/6.0mm		Red		
BT-SC8-1054NA3	10 Fr/3.3mm	540	Black	Double Swivel Endotracheal Luer Lock Irrigation Port MDI Port	20sets/case
BT-SC8-1254NA3	12 Fr/4.0mm		White		
BT-SC8-1454NA3	14 Fr/4.6mm		Green		
BT-SC8-1654NA3	16 Fr/5.3mm		Orange		
BT-SC8-1854NA3	18 Fr/6.0mm		Red		
BT-SC1-1036NA3	10 Fr/3.3mm	360	Black	Double Swivel Tracheostomy Open Irrigation Port	20sets/case
BT-SC1-1236NA3	12 Fr/4.0mm		White		
BT-SC1-1436NA3	14 Fr/4.6mm		Green		
BT-SC1-1636NA3	16 Fr/5.3mm		Orange		
BT-SC1-1836NA3	18 Fr/6.0mm		Red		
BT-SC2-1036NA3	10 Fr/3.3mm	360	Black	Double Swivel Tracheostomy One-way Needleless Irrigation Port	20sets/case
BT-SC2-1236NA3	12 Fr/4.0mm		White		
BT-SC2-1436NA3	14 Fr/4.6mm		Green		
BT-SC2-1636NA3	16 Fr/5.3mm		Orange		
BT-SC2-1836NA3	18 Fr/6.0mm		Red		
BT-SC5-1036NA3	10 Fr/3.3mm	360	Black	Double Swivel Tracheostomy One-way Needleless Irrigation Port MDI Port	20sets/case
BT-SC5-1236NA3	12 Fr/4.0mm		White		
BT-SC5-1436NA3	14 Fr/4.6mm		Green		
BT-SC5-1636NA3	16 Fr/5.3mm		Orange		
BT-SC5-1836NA3	18 Fr/6.0mm		Red		
BT-SC7-1036NA3	10 Fr/3.3mm	360	Black	Double Swivel Tracheostomy Luer Lock Irrigation Port	20sets/case
BT-SC7-1236NA3	12 Fr/4.0mm		White		
BT-SC7-1436NA3	14 Fr/4.6mm		Green		
BT-SC7-1636NA3	16 Fr/5.3mm		Orange		
BT-SC7-1836NA3	18 Fr/6.0mm		Red		
BT-SC8-1036NA3	10 Fr/3.3mm	360	Black	Double Swivel Tracheostomy Luer Lock Irrigation Port MDI Port	20sets/case
BT-SC8-1236NA3	12 Fr/4.0mm		White		
BT-SC8-1436NA3	14 Fr/4.6mm		Green		
BT-SC8-1636NA3	16 Fr/5.3mm		Orange		
BT-SC8-1836NA3	18 Fr/6.0mm		Red		

ACCESSORY CODE:(If Flex tube or Disconnecting Wedge is desired, then include a W, F, WF in Model.#)

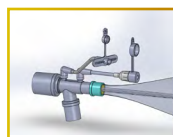
BT-SCX-XXXXNFA3:24Hr Beta type+W(Disconnecting Wedge)+F(Flex Tube)



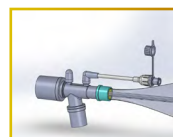
SC1



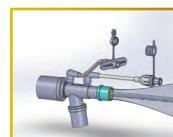
SC2



SC5



SC7



SC8